

# Logbook of the World

Frank M. Etzler, N8WXQ

# QSLing

- There has been a tradition of confirming radio contacts since the beginning of radio.
- Every ham should be prepared to QSL in order to help other hams achieve operating awards.
- Traditionally QSL cards or letters were exchanged.
- A QSL confirmation should contain the calls of the two stations, date and time (UTC), band and mode.
- Sending cards by mail has become expensive (\$5 for a DX card)

# What is LOTW?

- LOTW is a database of Amateur QSOs maintained by the ARRL.
- Its purpose is to confirm QSOs for various operating awards.
- It is NOT a substitute for your Log. A logging program and contest software is still needed.
- Repeater, Reflector, and cross band contacts should not be placed in LOTW as these don't count for awards.
- Awards supported include WAS, DXCC, WAZ, WPX and VUCC.
- The WAS Triple Play and special ARRL operating awards can ONLY be confirmed via LOTW. No QSL cards.

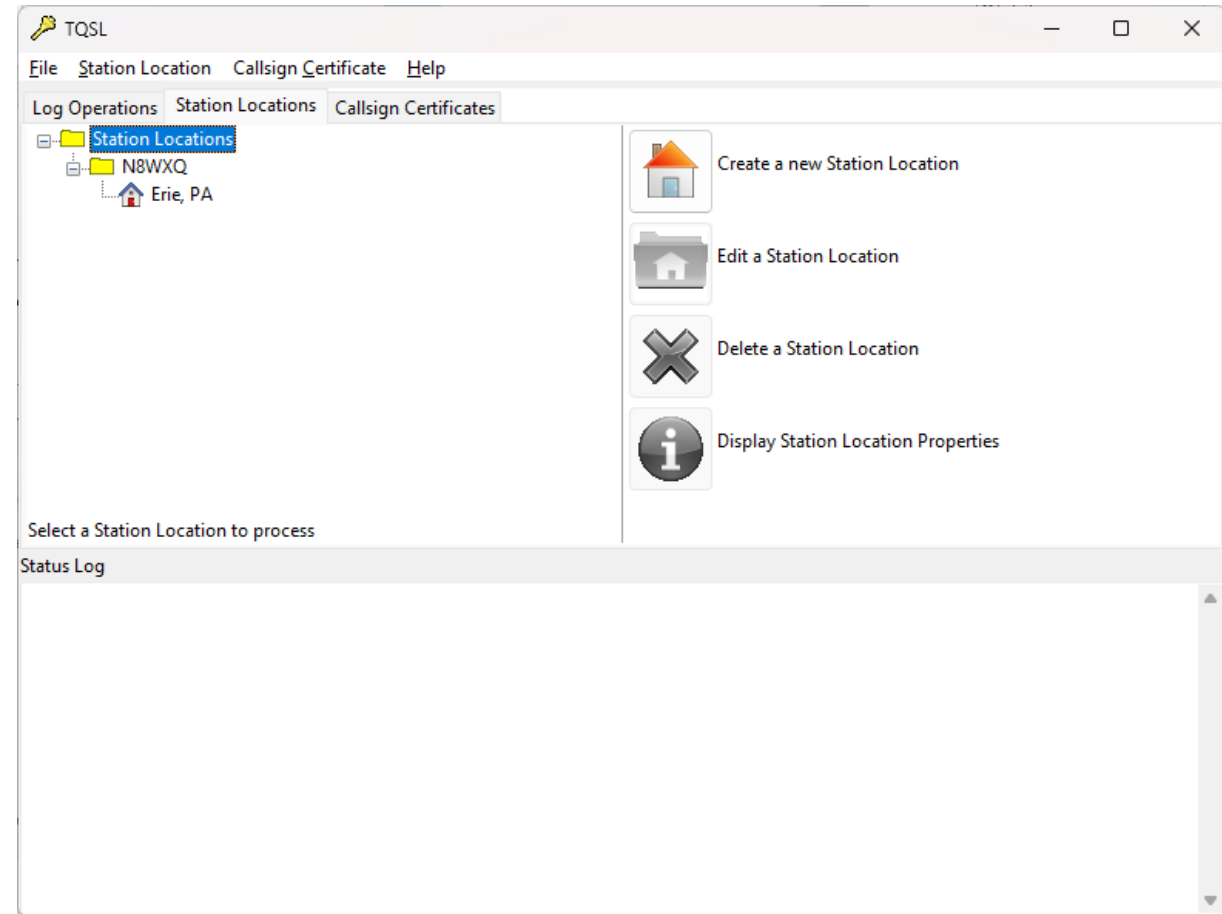
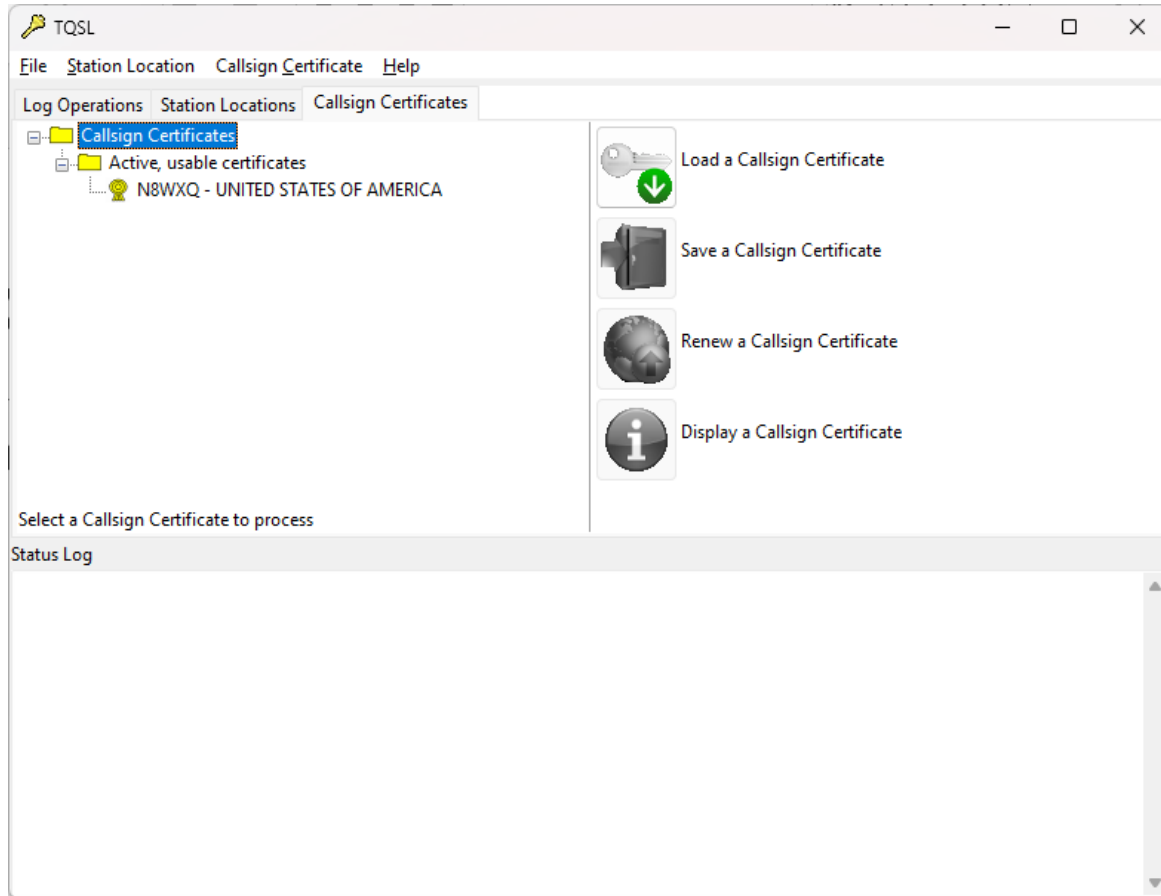
# LOTW

- LOTW was developed several years ago by the ARRL.
- LOTW is open to all hams at no cost. Fees are charged for QSO's used to apply for various awards.
- LOTW requires verification of your identity and is secure.
- If you operate in more than one DXCC country you will need multiple accounts.
- LOTW confirmations will be accepted by QRZ but not visa versa.

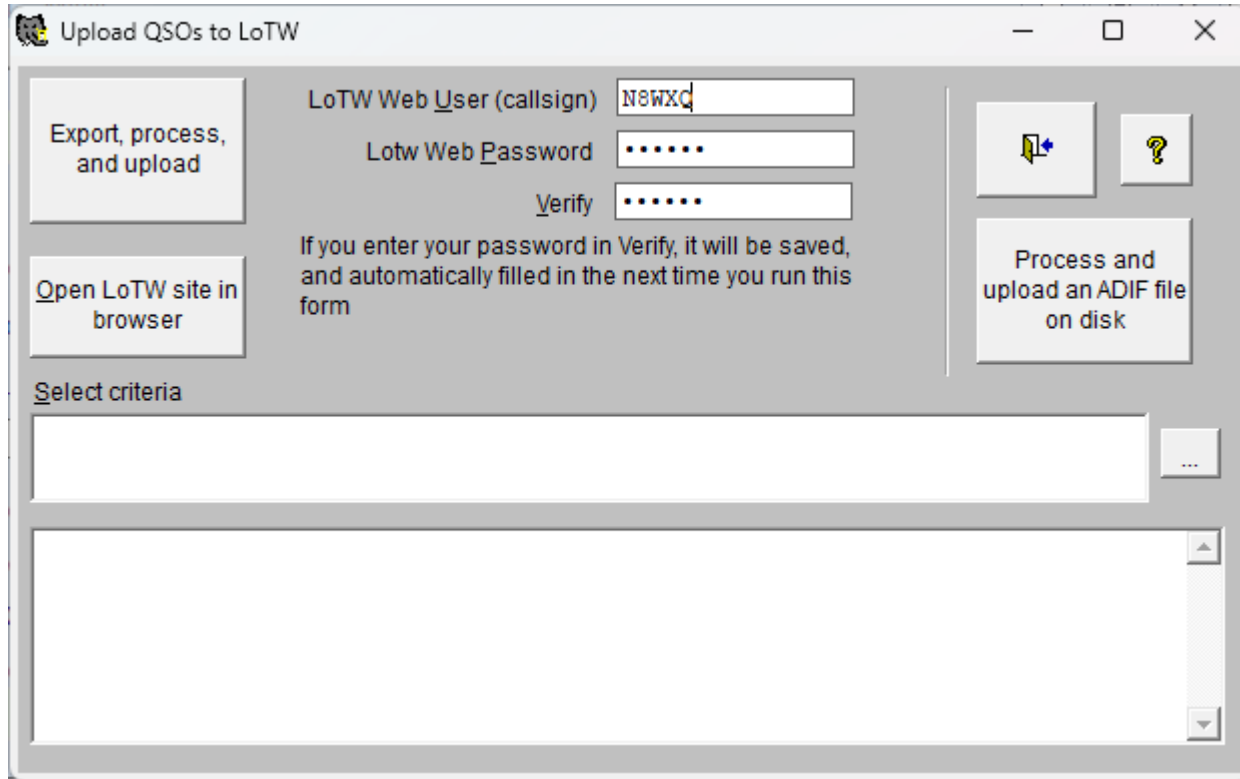
# Getting Started with LOTW.

- Go to LOTW getting started page.
- Download TQSL program.
- Request password and callsign certificate via TQSL program.
- A post card with the password will be mailed to your CBA.
- Your certificate will only be good on the computer which the request was made.

# TQSL Screen Shots



# Uploading Log from Logging Program



The screenshot shows a software window titled "Upload QSOs to LoTW". The interface includes several input fields and buttons. On the left, there are two buttons: "Export, process, and upload" and "Open LoTW site in browser". The main area contains three input fields: "LoTW Web User (callsign)" with the text "N8WXC", "Lotw Web Password" with masked characters "\*\*\*\*\*", and "Verify" with masked characters "\*\*\*\*\*". Below these fields is a note: "If you enter your password in Verify, it will be saved, and automatically filled in the next time you run this form". To the right of the input fields are two buttons: one with a folder icon and a plus sign, and another with a question mark. Below these is a larger button labeled "Process and upload an ADIF file on disk". At the bottom, there is a section labeled "Select criteria" with a large empty text area and a small button with three dots.

Creates adif file and uploads to LOTW

TQSL program can also upload an adif file.

# Importing confirmations from LOTW

Import LoTW QSLs

Import Update log

Import directly from web

LoTW Web User (callsign) N8WXQ

Lotw Web Password .....

Open LoTW site in browser

If you enter your password in Verify, it will be saved, and automatically filled in the next time you run this form

Download QSLs on or since 10/27/2024

Download only QSOs made by

Download ALL QSO's, not just confirmations. Used to recover a lost log.

Import LoTW ADIF QSL file from disk

?